



PINNACLE — ANALYTICS —

Potency Results

Sample Name: *Blueberry Muffins*

Client: GFF

Client Batch ID:

Pinnacle-Analytics.com
3549 Lear Way, Suite 101
Medford OR 97504
P:(541)300-8217

Sample ID: rC-H-302-F1552

Matrix: Flower

Prep Analyst: Megan A.

Analysis Method: 0711014 H3 7-15-2025 #1.lcm

Sampling Method: N/A

Reference Method: JCB 2009: HPLC/DAD

Analysis Batch: 7-30-2025 H3 302, 355 Flower

Date Sampled: 7/30/2025

Date Reported: 7/31/2025

Client License: N/A


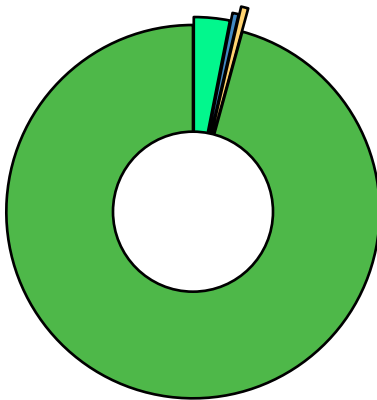
For R&D Purposes Only

Total THC (THCA*0.877+d9-THC)	21.6%
Total CBD (CBDA*0.877+CBD)	0.136%
Moisture Content	9.2%

Cannabinoid	% Weight	mg/g
CBDV	<LOQ	<LOQ
CBDA	<LOQ	<LOQ
CBGA	<LOQ	<LOQ
CBG	0.791	7.91
CBD	0.136	1.36
THCV	<LOQ	<LOQ
CBN	<LOQ	<LOQ
d9-THC	0.158	1.58
d8-THC	<LOQ	<LOQ
CBC	<LOQ	<LOQ
THCA	24.4	244.0
Total Cannabinoids	25.48	255.0

*ORELAP Accredited Analyte

Limit Of Quantitation: 0.1%, analyte not measured



These test results may not be altered or reproduced except in full without the permission of Pinnacle Analytics. These results were generated following the Oregon Administrative Rules and in accordance with the NELAP Institute under ORELAP License #4152
Report generated by Flex_Potency_Rev1_2-9-2025

Kris Ford, PhD
Lab Director



PINNACLE

— ANALYTICS —

Quality Control Results

Analyst: Megan A.

Analysis Batch: 7-30-2025 H3 302, 355 Flower


Pinnacle-Analytics.com
3549 Lear Way, Suite 101
Medford OR 97504
P:(541)300-8217

	Duplicate RPD		LCS % Recovery		Method Blank	
	H-0-F1538-b	Limit	C-FL-073025-b	Limits	C-FB-073025-b	Limit
CBDA	<LOQ%	30%	95.9%	90-110%	<LOQ/2	LOQ/2
CBD	<LOQ%	30%	107.0%	90-110%	<LOQ/2	LOQ/2
d9-THC	3.72%	30%	106.0%	90-110%	<LOQ/2	LOQ/2
d8-THC	<LOQ%	30%	102.0%	90-110%	<LOQ/2	LOQ/2
THCA	0.401%	10%	93.9%	90-110%	<LOQ/2	LOQ/2

RPD: Relative Percent Difference between unknown sample and its duplicate
LCS: Laboratory Control Sample with known concentration
Case Comments: There were no divergences from ordinary Quality Control procedures or SOPs.



These test results may not be altered or reproduced except in full without the permission of Pinnacle Analytics. These results were generated following the Oregon Administrative Rules and in accordance with the NELAP Institute under ORELAP License #4152
Report generated by Flex_Potency_Rev1_2-9-2025


Kris Ford, PhD
Lab Director