

## Potency Results

**Sample Name:** *Love Buzz*  
**Client:** GFF  
**Client Batch ID:**

Pinnacle-Analytics.com  
 3549 Lear Way, Suite 101  
 Medford OR 97504  
 P:(541)300-8217

**Sample ID:** rC-H-302-E2482

**Matrix:** Flower

**Prep Analyst:** Jeff A.

**Analysis Method:** 0668534+1 H4 5-24-2024 #1.lcm

**Sampling Method:** N/A

**Reference Method:** JCB 2009: HPLC/DAD

**Analysis Batch:** 11-11-2024 H4 208, 302, 386, 434, 462 Flower

Date Sampled: 11/11/2024

Date Reported: 11/13/2024

Client License: N/A

130 Oak Park Dr. Suite A

Mooreville NC 28115

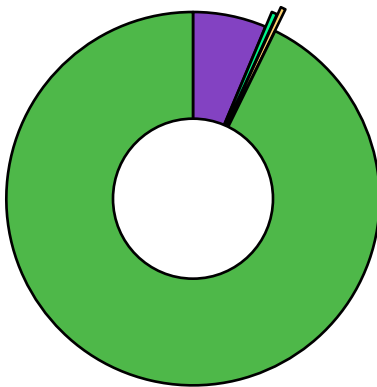
For R&D Purposes Only

|                                      |                 |
|--------------------------------------|-----------------|
| <b>Total THC</b> (THCA*0.877+d9-THC) | <b>24.2%</b>    |
| <b>Total CBD</b> (CBDA*0.877+CBD)    | <b>&lt;LOQ%</b> |
| <b>Moisture Content</b>              | <b>10.2%</b>    |

| Cannabinoid               | % Weight     | mg/g         |
|---------------------------|--------------|--------------|
| CBDVA                     | <LOQ         | <LOQ         |
| CBDV                      | <LOQ         | <LOQ         |
| CBDA*                     | <LOQ         | <LOQ         |
| CBGA                      | 1.88         | 18.8         |
| CBG                       | 0.143        | 1.43         |
| CBD*                      | <LOQ         | <LOQ         |
| THCV                      | <LOQ         | <LOQ         |
| CBN                       | <LOQ         | <LOQ         |
| d9-THC*                   | 0.127        | 1.27         |
| d8-THC*                   | <LOQ         | <LOQ         |
| CBC                       | <LOQ         | <LOQ         |
| THCA*                     | 27.5         | 275.0        |
| <b>Total Cannabinoids</b> | <b>29.65</b> | <b>296.0</b> |

\*ORELAP Accredited Analyte


Limit Of Quantitation: 0.1%, analyte not measured



- CBGA
- THCA\*
- CBG
- d9-THC\*



These test results may not be altered or reproduced except in full without the permission of Pinnacle Analytics. These results were generated following the Oregon Administrative Rules and in accordance with the NELAP Institute under ORELAP License #4152  
 Report generated by Routine\_Potency\_Rev13\_8-1-2023



**Kris Ford, PhD**  
 Lab Director



# PINNACLE ANALYTICS

## Quality Control Results

**Analyst:** Jeff A.

**Analysis Batch:** 11-11-2024 H4 208, 302, 386, 434, 462 Flower


Pinnacle-Analytics.com  
3549 Lear Way, Suite 101  
Medford OR 97504  
P:(541)300-8217

|               | Duplicate RPD |       | LCS % Recovery |         | Method Blank |       |
|---------------|---------------|-------|----------------|---------|--------------|-------|
|               | H-0-E2464-b   | Limit | C-FL-111124    | Limits  | C-FB-111124  | Limit |
| <b>CBDA</b>   | <LOQ%         | 30%   | 100.0%         | 90-110% | <LOQ/2       | LOQ/2 |
| <b>CBD</b>    | <LOQ%         | 30%   | 101.0%         | 90-110% | <LOQ/2       | LOQ/2 |
| <b>d9-THC</b> | <LOQ%         | 30%   | 106.0%         | 90-110% | <LOQ/2       | LOQ/2 |
| <b>d8-THC</b> | <LOQ%         | 30%   | 94.8%          | 90-110% | <LOQ/2       | LOQ/2 |
| <b>THCA</b>   | 0.505%        | 10%   | 100.0%         | 90-110% | <LOQ/2       | LOQ/2 |

RPD: Relative Percent Difference between unknown sample and its duplicate  
LCS: Laboratory Control Sample with known concentration  
Case Comments: There were no divergences from ordinary Quality Control procedures or SOPs.



These test results may not be altered or reproduced except in full without the permission of Pinnacle Analytics. These results were generated following the Oregon Administrative Rules and in accordance with the NELAP Institute under ORELAP License #4152  
Report generated by Routine\_Potency\_Rev13\_8-1-2023

  
Kris Ford, PhD  
Lab Director