

Potency Results

Sample Name: Focus

Client: Paradise

Client Batch ID:

Pinnacle-Analytics.com
 3549 Lear Way, Suite 101
 Medford OR 97504
 P:(541)300-8217

Sample ID: rC-HS-483-E970

Matrix: Edible

Prep Analyst: Jeff A.

Analysis Method: 0630322+1 H3 4-20-2022 #1.lcm

Sampling Method: N/A

Reference Method: JCB 2009: HPLC/DAD

Analysis Batch: 4-30-2024 H3 0, 128, 272, 483 Solids

Date Sampled: 4/29/2024

Date Reported: 5/13/2024

Client License: N/A

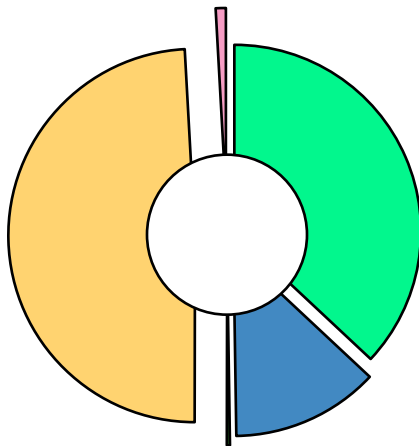
For R&D Purposes Only

Total THC (THCA*0.877+d9-THC)	0.162%
Total CBD (CBDA*0.877+CBD)	0.0422%
Moisture Content	N/A
Total THC per Unit	9.99 mg
Total CBD per Unit	2.61 mg


Cannabinoid	% Weight	mg/unit
CBDVA	<LOQ	<LOQ
CBDV	<LOQ	<LOQ
CBDA*	<LOQ	<LOQ
CBGA	<LOQ	<LOQ
CBG	0.122	7.53
CBD*	0.0422	2.61
THCV	0.0009	0.0556
CBN	<LOQ	<LOQ
d9-THC*	0.162	10.0
d8-THC*	0.0029	0.179
CBC	<LOQ	<LOQ
THCA*	<LOQ	<LOQ
Total Cannabinoids	0.33	20.4

*ORELAP Accredited Analyte

Limit Of Quantitation: 0.0005%, analyte not measured



These test results may not be altered or reproduced except in full without the permission of Pinnacle Analytics. These results were generated following the Oregon Administrative Rules and in accordance with the NELAP Institute under ORELAP License #4152 Report generated by Routine_Potency_Rev13_8-1-2023


 Kris Ford, PhD
 Lab Director



Quality Control Results

Analyst: Jeff A.

Analysis Batch: 4-30-2024 H3 0, 128, 272, 483 Solids


Pinnacle-Analytics.com
 3549 Lear Way, Suite 101
 Medford OR 97504
 P:(541)300-8217

	Duplicate RPD		LCS % Recovery		Method Blank	
	HS-0-E971-b	Limit	C-SL-043024	Limits	C-SB-043024	Limit
CBDA	7.85%	10%	104.0%	90-110%	<LOQ/2	LOQ/2
CBD	0.273%	10%	110.0%	90-110%	<LOQ/2	LOQ/2
d9-THC	0.309%	10%	105.0%	90-110%	<LOQ/2	LOQ/2
d8-THC	<LOQ%	30%	N/A%	90-110%	<LOQ/2	LOQ/2
THCA	<LOQ%	30%	100.0%	90-110%	<LOQ/2	LOQ/2

RPD: Relative Percent Difference between unknown sample and its duplicate
 LCS: Laboratory Control Sample with known concentration
 Case Comments: There were no divergences from ordinary Quality Control procedures or SOPs.



These test results may not be altered or reproduced except in full without the permission of Pinnacle Analytics. These results were generated following the Oregon Administrative Rules and in accordance with the NELAP Institute under ORELAP License #4152
 Report generated by Routine_Potency_Rev13_8-1-2023


 Kris Ford, PhD
 Lab Director